



# C.E.P. MENÉNDEZ PIDAL de BEMBIBRE

## LOOKING FOR A QUALITY

EDUCATION: IMPROVING LEADERSHIP, INCLUSION  
AND ATTENTION TO DIVERSITY IN OUR SCHOOL  
THROUGH THE LIFELONG TEACHING TRAINING AND  
THE JOB SHADOWING IN EUROPE





---


# Erasmus: curso online

**euro  
pass**

---

europass  
Teacher Academy

---



agosto de 2021



Arts and Wellbeing

Classroom Management

Creativity and Soft Skills

ICT

Languages and CLIL

School Innovation

Search a course

All locations

All lengths

All categories

All topics

Search

## Online Courses for Teachers by Europass

Discover our **online offer** for individuals and schools, a vast range of self-paced and live streaming courses.

We are the largest European provider of professional development courses for educators. Our goal is to improve the quality and effectiveness of education through **creativity, innovation, and collaboration**, for the wellbeing of students and teachers alike.



50+

Online courses



25+

Years of experience



20000+

Teachers trained



Self-Paced Online Courses for Teachers



Live Online Courses for Teachers





# online

- 5 ó 6 horas cada curso
- Metodología:
  - Visualización de una charla en vídeo.
  - Alguna actividad.
  - Ejemplos y recursos.
  - Selfpaced: te organizas libremente

Te permiten acceder al material durante meses



# Cursos:

- Introduction to CLIL in Primary Schools
- Project-Based Learning for Language Teachers
- Intermediate English Grammar Course
- Teaching Languages With the 4Cs





# CLIL

[1. Choosing CLIL Topics](#)

[2. Content, Sourcing and Adapting existing material](#)

[3. Make it fun!](#)

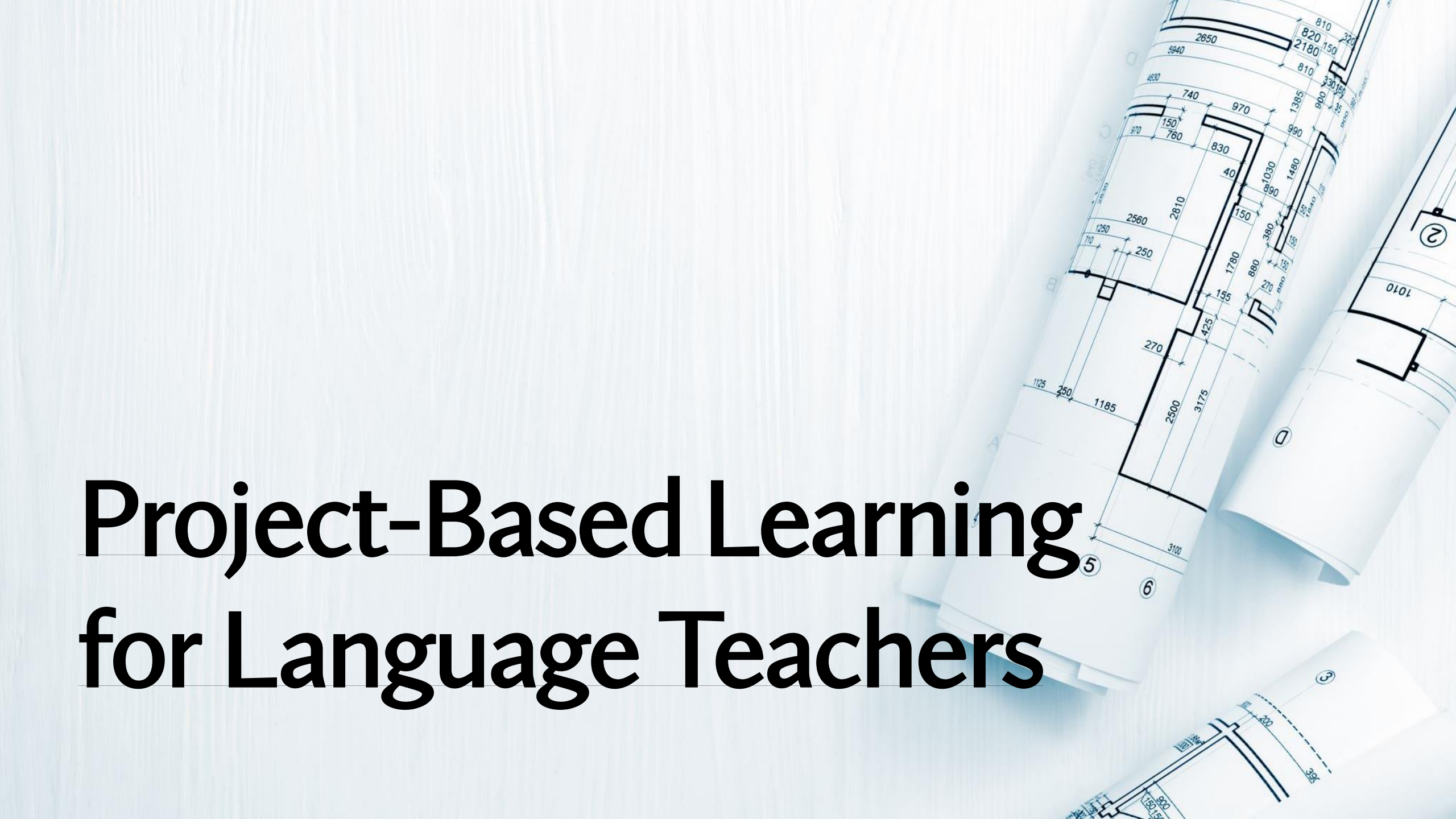
[4. The 4 Skills and Assessment](#)

[5. Crafting a CLIL Lesson Plan from Start to Finish](#)

[Sample Lesson Plan](#)

<https://youtu.be/r6aTvA5Ucd8>



The background of the image features several rolled-up architectural blueprints. The blueprints are white with black lines and text, showing various technical drawings and measurements. The rolls are arranged diagonally, creating a sense of depth and focus on the right side of the frame. The overall aesthetic is clean and professional, with a light blue tint to the background.

# Project-Based Learning for Language Teachers

# Ejemplo de contenido:

## 6 Steps to Design a PBL Unit

1. DEVELOP A COMPELLING TOPIC

2. DESIGN A FINAL PRODUCT

3. INVOLVE PROFESSIONALS

4. MAKE RESOURCES AVAILABLE

5. COORDINATE CALENDARS

6. PLAN A FINAL EXPERIENCE


Source: <https://www.edutopia.org/stw-maine-project-based-learning-six-steps-planning>





# PBL

– Recursos: algunos ejemplos



<https://new.edmodo.com>

**What is it?**  
Edmodo is an educational website that takes the ideas of a social network and refines them and makes it appropriate for a classroom. Using Edmodo, students and teachers can reach out to one another and connect by sharing ideas, problems, and helpful tips.

**Why use it in class?**

- Communication in one place, attractive social network interface
- Possibility to create small groups
- All resources in one place, the library
- Private and safe

Edmodo

euro pass



Google Classroom

<https://edu.google.com/products/classroom/>


**What is it?**  
Google Classroom enables teachers to create an online classroom area in which they can manage all the documents that their students need. Documents are stored on Google Drive and can be edited in Drive's apps. Students can interact with assignments; you can also make announcements.

**Why use it in class?**

- Easy interface and huge global community and support
- fast to share documents and make copies for each student
- Students can collaborate sharing documents

GOOGLE CLASSROOM

euro pass



<https://slack.com>


**What is it?**  
Slack is a project management multiplatform app. It works like a chat room, only open to your team -- a class, small group or department. Within your team hub, members can participate in channels (like chat rooms dedicated to specific conversations), threads (sidebars to main discussion) and direct messages.

**Why use it in class?**

- Promotes seamless communication
- Great for distance learning
- Fosters team communication and sharing of resources

SLACK

euro pass



# Intermediate English Grammar Course



# Intermediate English Grammar Course

1. Present continuous vs simple

2. Have, Have got

3. State verbs

4. Articles

5. Adverbs

6. Past simple

7. Past continuous

8. Preposition of time and space

9. Present perfect

10. .Be going to, present simple, continuous

11. Used to (do)

12. Past perfect

13. Past simple vs continuous vs present perfect

14. Phrasal verbs

15.1 Modals

15.2 May, Might

15.3 Should, Would

15.4 Must, Have to

16. Collocations

<https://youtu.be/JQscizWG--0>

# Teaching Languages with the 4Cs

- **critical thinking**
- **creative thinking**
- **communication**
- **collaboration**

<https://youtu.be/liI61098UXI>



# Teaching Languages with the 4Cs

## **critical thinking:**

Dilemma Questions

Pictures

Videos

Discussion Topics

Games

Journals





# Teaching Languages with the 4Cs

- **creative thinking,**  
Creative design activities  
Prompts  
Invention activity



# Teaching Languages with the 4Cs

**communication:**

Reading

Writing

Speaking

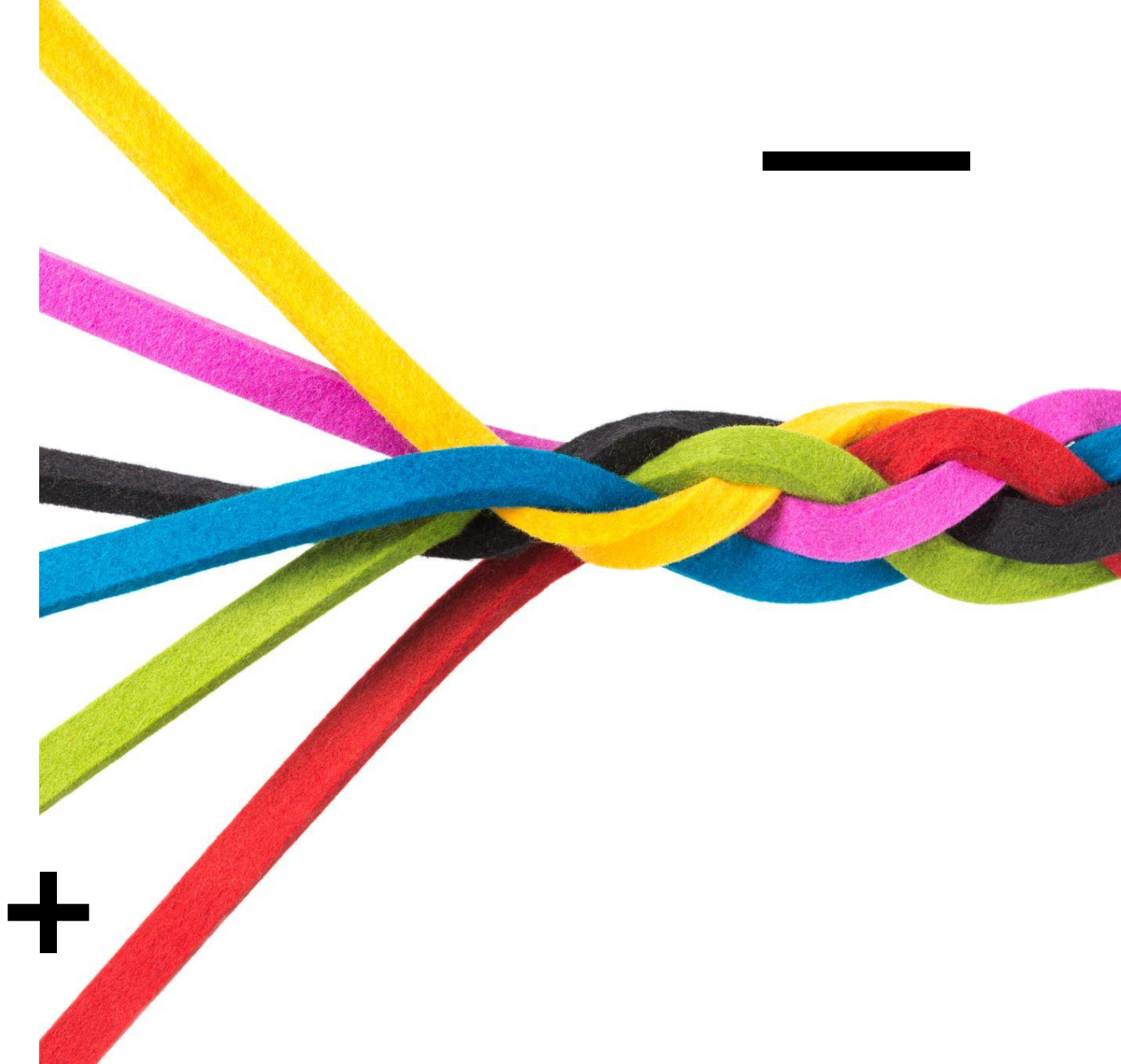
Listening



# Teaching Languages with the 4Cs

## **collaboration**

Random Groups  
Participation Systems  
Roles  
Encouragement  
Team Games  
Team Quizzes  
Task-Based Teaching





# Valoración

- Opción interesante si no puedes desplazarte.
- Complemento a una movilidad presencial.
- Selfpaced: tú organizas tu tiempo.
- Eché en falta interacción con personas.
- La persona de la organización fue muy profesional y amable
- Se olvida rápido el contenido si no lo utilizas pronto.
- La mayor utilidad: practicar inglés.





# CLIL y Intermediate Grammar

– Básicos





# PBL

- Tedioso
- Muy largo
- Muchos recursos útiles





# Teaching Languages with the 4Cs

- Bien estructurado
- Ejemplos útiles
- Ameno

