

GLOSSARY

(UNIT 7 – SPAIN DURING THE MIDDLE AGES) 2nd PART

This vocabulary list will be useful. You can use [wordreference](#) and [spanishdict](#) in case you need help.

Esta lista de vocabulario será muy útil a lo largo de toda esta unidad. También puedes consultar [wordreference](#) y [spanishdict](#) si lo necesitas.

EL VIERNES DE 11 A 12 HAREMOS UNA VIDEOCONFERENCIA A TRAVÉS DEL TEAMS. ¡ANIMAOS A PARTICIPAR, TENGO MUCHAS GANAS DE VEROS!


Christianity	Cristiandad
Clergy	Clero
Cloister	Claustro
Codex	Códice
County	Condado
Craftsmen	Artesano
Dynasty	Dinastía
Emirate	Emirato
Fortress	Alcázar
Frescoes	Frescos
Goldsmith	Orfebre
Gunpowder	Pólvora
Gypsum	Yeso
Horseshoe arch	Arco de herradura
Irrigation ditch	Acequia/canal de riego
Islam	Islam
Jew	Judío
Judaism	Judaísmo
King	Rey
Kingdom	Reino
Latin	Latín
Mozarab	Mozárabe
Muslims	Musulmán
Nobility	Nobleza
Peasant	Campesino
Pilgrim	Peregrino
Pointed arch	Arco ojival (arco puntiagudo)
Queen	Reina
Ribbed ceilings	Techo nervado (bóveda de crucería)
Rounded arches	Arcos redondeados
Serf	Siervo
Souk	Zoco
Stained glass windows	Vidrieras
Taifa	Taifa
Tile	Mosaico
Wall	Pared, muro, muralla

Information about the videos.

Watch the videos before reading the text on the book (pages 74 and 75). You can watch them as many times as you need.

You can change speed by clicking on Configuration and then reproduction speed (here you can choose 0,75 or 0,5).

Mira el vídeo antes de leer la teoría del libro (páginas 74 y 75). Puedes ver los vídeos tantas veces como necesites.

Puedes cambiar la velocidad de reproducción en Configuración  si seleccionas velocidad de reproducción (aquí podrás elegir 0,75 o 0,5).

MUY IMPORTANTE:


- Recuerda que no es necesario imprimir las fichas.
- Copia el título de la unidad en el cuaderno (respeta los márgenes).
- Copia los enunciados de los ejercicios con bolígrafo y escribe las respuestas con lápiz o con boli borrable para poder corregir.
- Cuida la ortografía y la presentación.

1st SESSION

THE CHRISTIAN KINGDOMS (Class Book pages 76,77)

➤ THE CHRISTIAN RECONQUEST

VIDEO



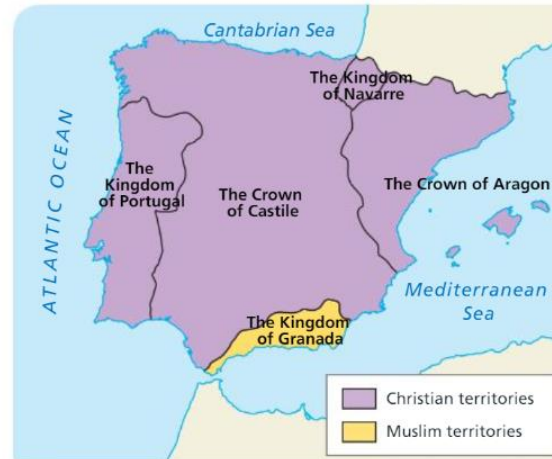
The Christian Reconquest

Christians in the north of the Iberian Peninsula were organized into kingdoms and counties. They fought against the Muslims for over seven centuries.

Eventually they unified into four large Christian Kingdoms: the Crown of Castile, the Crown of Aragon, the Kingdom of Portugal and the Kingdom of Navarre. This period is known as the **Christian Reconquest**.

In 1469, the marriage of the Catholic Monarchs, Isabella I of Castile and Ferdinand II of Aragon, united both crowns.

In 1492, towards the end of the Middle Ages, the **Catholic Monarchs** conquered the Muslim Kingdom of Granada. 1



1 Map of Spain in the 15th century.

ACTIVITIES

- 1- How long did the Christians fight against the Muslims?
- 2- Who were the Catholic Monarchs?
- 3- What did they do in 1492?
- 4- Look at the map of Spain in 15th century and complete the text with these words.

seven – 1469 – Castile – Catholic monarchs – Aragón – Granada - 1492

Christians fought the Muslims in Spain during _____ centuries and unified into four Christian kingdoms. The two biggest kingdoms, the kingdoms of _____ and Aragón, unified in _____ when the _____, Isabella I of Castile and Ferdinand II of _____ married. The Christian Reconquest of the Iberian Peninsula was completed with the capture of the Muslim Kingdom of _____ in _____ .

➤ SOCIETY

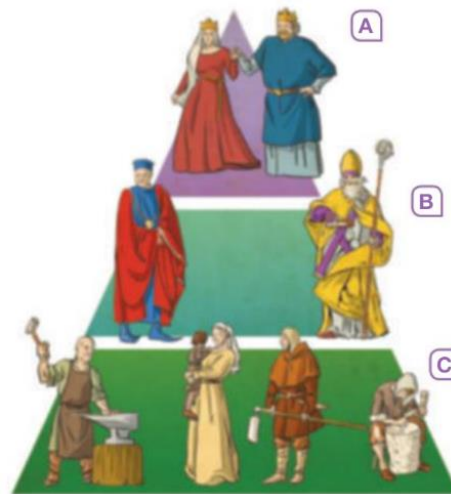
VIDEO



Society

Society in the Christian Kingdoms was organized as a **feudal system**. It consisted of three social groups: the noblemen, the clergy and the peasants. The king was the highest political authority.

- The king gave land to the **noblemen**. In exchange, they protected the king and the land. Noblemen lived in castles.
- The **clergy** included bishops and monks. They carried out religious and cultural activities. Monks lived in monasteries.
- Most of the population were **peasants**. They worked the land. The majority were **serfs**. This means they served a nobleman, cultivating the nobleman's land and giving some of the crops to him. ²



² Middle Ages feudal system. A. Kings. B. Noblemen and clergy. C. Peasants.

ACTIVITIES

- 5- How was society in the Christian kingdoms organized?
- 6- Which social groups did society in the Christian kingdoms consist of?
- 7- Which group was the largest?
- 8- Who was most important?

➤ CITY LIFE

VIDEO



City life

In the Middle Ages, most of the population were peasants who lived in small villages. However, as a result of the growth in trade, cities grew bigger and bigger.

Medieval cities had a castle, a cathedral or church, a city hall, palaces and a marketplace. Cities were organized into neighbourhoods or districts. They were surrounded by walls. City gates were closed at night. 1

Many people were **craftsmen**, for example carpenters, weavers and goldsmiths.

WORK WITH THE PICTURE

- Where is the castle?
- How is the city protected?
- Which is the tallest building?
- What happened in the market place?

Other people were traders or **merchants**. They traded products in the marketplaces and **trading fairs**.

Through trade, cities became rich and could build palaces, cathedrals and universities.

ACTIVITIES

- 9- Why did cities grow in the Middle ages?
- 10- What had all medieval cities?
- 11- How were cities protected?
- 12- Name some typical jobs in the Middle Ages.



ACTIVITIES

13- What was a Medieval city like? Label these parts.

Castle – Walls – Palace – Marketplace – Cathedral – City Hall - Church

- A-
- B-
- C-
- D-
- E-
- F-
- G-

2nd SESSION

ARCHITECTURE IN THE MIDDLE AGES (Class Book pages 78,79)



(Vídeo en español, para que os resulte más sencillo entender el arte medieval)

Architecture in the Middle Ages

Today we can still see examples of architecture from the Middle Ages. These include examples of Al-Andalus, Romanesque and Gothic architecture. ①

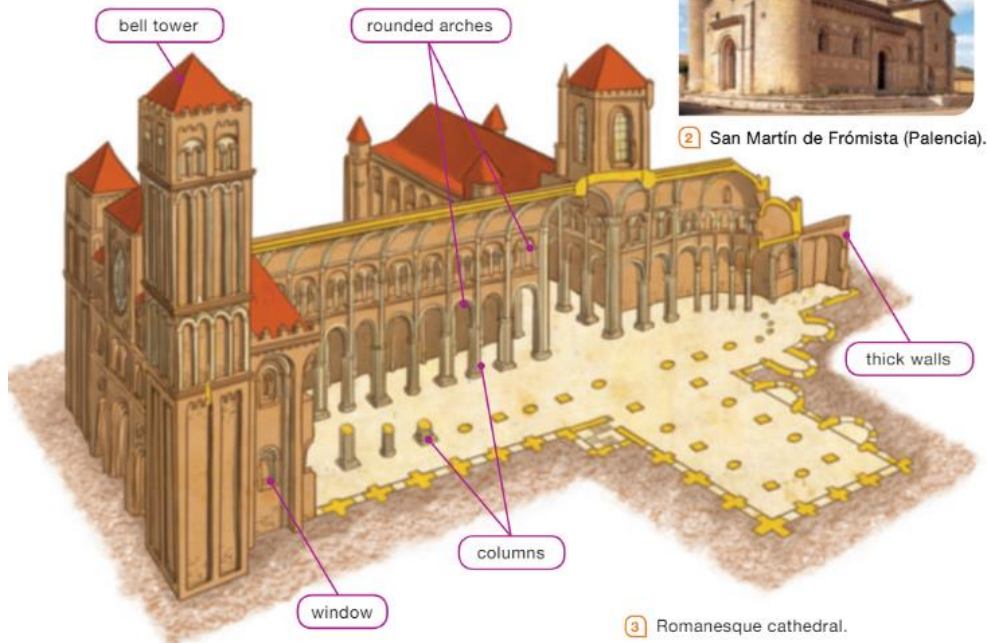
Al-Andalus architecture

The Muslims built beautiful buildings in Al-Andalus. They used materials such as clay, plaster and wood. They decorated walls and columns using detailed carvings and tiles. Typical architecture included **horseshoe arches**, rounded and pointed arches, domes, and courtyards with fountains and pools.

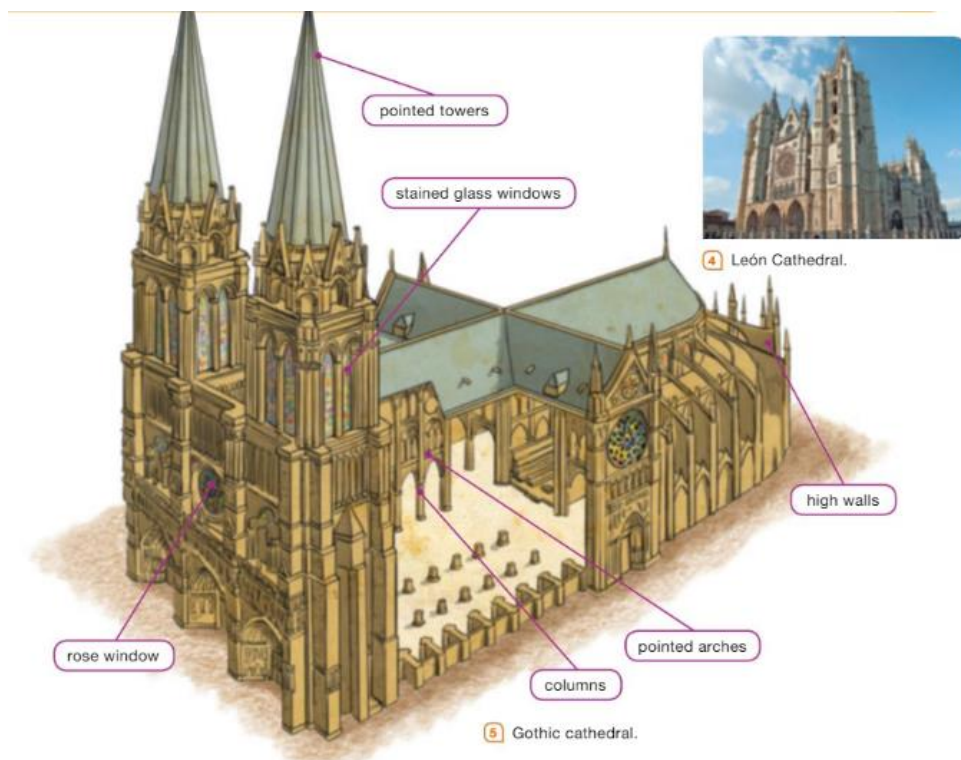


① Royal Alcázar in Seville.

Romanesque architecture



This includes mainly churches, monasteries and cathedrals built between the 10th and 12th centuries. These buildings had **thick, solid walls** with a few **small, narrow windows**. The buildings were **dark** inside. They had **rounded arches**. Walls were decorated with **frescoes** of religious life. Doorways and cloisters were decorated with sculptures depicting religious scenes or daily life. 2 3



Gothic architecture

This includes mainly churches and cathedrals built in the 13th and 14th centuries. Buildings were tall with **ribbed ceilings** and **pointed towers**. Large **stained glass windows** made their interiors **bright** and colourful. They had **pointed arches**. 4 5

WORK WITH THE PICTURE



7.10

Look at pictures 2 and 5.

- Which cathedral is highest?
- Which cathedral has rounded arches?
- Which cathedral has stained glass windows?
- Which cathedral has a bell tower?

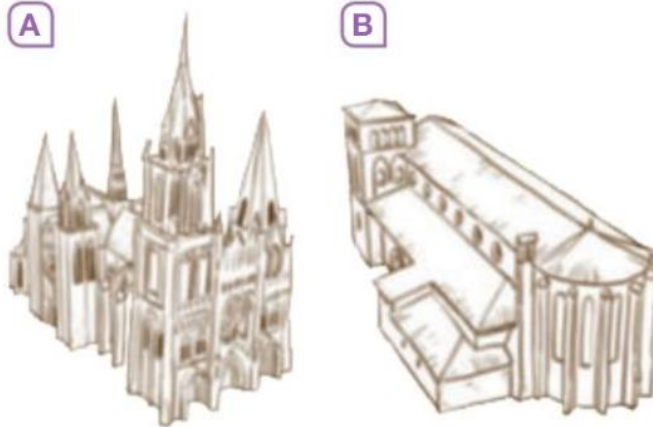
ACTIVITIES

14- Which cathedral is highest?

15- Which cathedral has rounded arches?

16- Which cathedral has stained glass windows?

17- Which cathedral is Romanesque and which is Gothic?



18- Complete the table. Write three features for each type of architecture.

STYLE OF ARCHITECTURE	TYPICAL FEATURES
Al-Andalus	
Romanesque	
Gothic	