

4º INGLÉS/**KEY**
Semana 18 al 22 de mayo de 2020

NAME _____ SURNAME _____

DATE : _____

1st LESSON (1ª SESIÓN)

- Translate the words. CB page: 50; exercise 1
- **Our Robin Hood film**

- 1.- Storyboard---guión gráfico.
- 2.- Script-----guión.
- 3.- Laptop-----ordenador portátil.
- 4.- Camera-----cámara.
- 5.- Set-----plató,escenario.
- 6.-Archery—tiro con arco.
- 7.-Writing ---escritura.
- 8.-Bag---bolsa .
- 9.-Face---cara.
- 10.- Run--- correr .
- 11.-Drawing--dibujo.
- 12.-Shoes---- zapatos.

- **Activity book page 69: exercises 1 and 2**

1 Find, circle and write.



cave



island

j	c	l	i	y	r	w	a	t	a
m	a	p	f	g	h	i	k	r	w
d	v	t	u	i	q	s	r	e	t
b	e	h	u	f	t	l	p	a	z
x	d	g	h	l	w	a	k	s	l
z	v	b	o	a	t	n	o	u	f
r	y	o	p	c	d	d	h	r	x
z	s	h	e	l	s	v	e	h	



map



treasure



shells



boat

2 Look and write. Use *This is ...*, *That is...*, *These are ...* or *Those are ...*.



That is the map.



This is the shell.



Those are the maps.



These are the shells.



This is the map.



That is the shell.



These are the maps.



Those are the shells.

2ndLESSON (2ª SESIÓN)

• **CLASSBOOK PAGE 50 . EXERCISE 2**

1 Look at photos a-f. What can you see?

2 Read and match to the photos. Say the letter.

1 They want to write the script.	2 He's got the Robin Hood puppet.	3 He's got a camera.
4 It's made from cardboard, paper and glue.	5 They're watching the film on the laptop.	
6 The storyboard is finished.	7 She's using the laptop.	8 They're ready to film now.
9 He's wearing headphones.	10 The Sheriff is between Maid Marion and Robin Hood.	

Community values

Together we can make something fantastic.

• **ACTIVITY BOOK PAGE 42, exercise 1:**

Hi, I'm Declan. I'm making an ¹ adventure film with my friends. It's about Robin Hood. Poppy wants to be Maid Marion and Jasper wants to be Robin. I'm the Sheriff. We're ² writing the script and we're ³ drawing the storyboard. We can film with Jasper's camera and then edit the film on Poppy's computer. Robin Hood is good at ⁴ archery. In our story, he goes to a competition at the Sheriff's castle. He's wearing a hood and the Sheriff can't see his face. Robin wins the ⁵ bag of gold and then ⁶ runs to the woods. He gives it to the poor people.

3rd LESSON (3ª SESIÓN)


Copia / copy :

VOCABULARY : HOW TO MAKE A CARTOON (CB page 55)

1. Cartoon : Dibujos animados.
2. Characters : Personajes.
3. Frame : Fotograma.
4. Fold : Doblar.
5. Outside :Fuera.
6. Inside :Dentro.
7. Trace :Trazar(dibujar).
8. Draw : Dibujar.
9. Roll : Enrollar.
10. Can: Verbo poder ,saber.
11. See : Verbo Ver


CLASS BOOK ,PAGE 55—

EXERCISE 1

1 Look. What two animals can you see on the page? 2 Read and listen.  CD2 32

a mouse and a parrot

EXERCISES 2

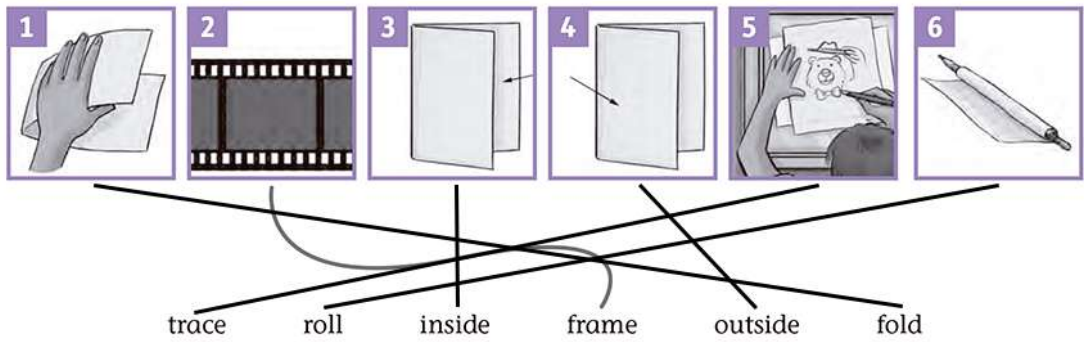
3 Read again. Answer. Write in your notebook. 

1 How many frames are there in the simple cartoon? <i>Two.</i>	3 What's in the 1st frame? <i>The pirate.</i>
2 Who are the characters? <i>A pirate and a parrot.</i>	4 What's in the 2nd frame? <i>The pirate and the parrot.</i>
	5 What do you move? <i>The pencil.</i>

1. ACTIVITY BOOK ,PAGE 45 —

EXERCISES 1

1 Match.



EXERCISES 2

-
- 6 Draw the final frame. The boat is on the right of the picture.
 - 2 You need a notebook, a pencil and some coloured pencils.
 - 7 Flip the pages and watch the animation. The boat is going to the island!
 - 3 Draw the sea and an island. The island is on the right of the picture.

- 5 Draw some more frames. Draw the sea and the island. Draw the pirate boat. In each frame the boat is in a different position.
- 1 This animation is of a pirate boat on the sea.
- 4 Now draw the pirate boat in the frame. It's near the island.