

3º INGLÉS
Semana 25 al 29 de mayo de 2020

NAME _____ SURNAME _____


DATE : _____

1st LESSON (1ª SESIÓN)

CLASS BOOK PAGE FIFTY – FOUR (54) EXERCISE THREE

3TH GRADE LESSON 6

LISTENING EXERCISE 1




- TE RECUERDO QUE ESTE EJERCICIO SE PUEDE HACER CON MÓVIL, TABLET U ORDENADOR.
 - PINCHAS SOBRE LA FLECHITA NEGRA
- LUEGO EN TU CUADERNO PON LA FECHA (DATE) Y ESCRIBE LAS RESPUESTAS.

1 Listen and say which picture.  



1. TE RECUERDO QUE ESTE EJERCICIO SE PUEDE HACER CON MÓVIL, TABLET U ORDENADOR.
2. PINCHAS SOBRE LA FLECHITA NEGRA
3. CONSISTE EN REPETIR LAS ORACIONES QUE DICEN EN EL AUDIO .Es el diálogo que aparece a continuación. (repito : class book page fifty -four (54) exercise three)

LISTENING EXERCISE 2

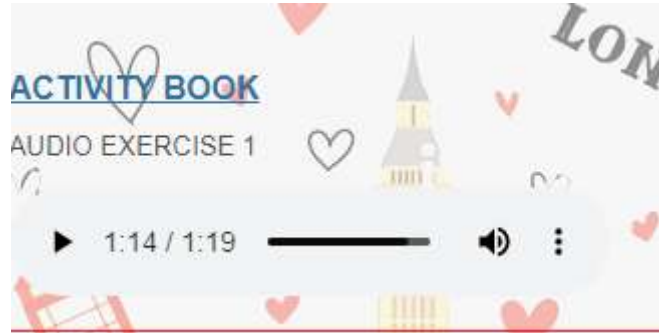


Lee atentamente la siguiente tabla hasta que la entiendas. Cópiala en tu cuaderno

GRAMMAR

It	They
Es → It's /It is... (It is a flamingo)	Son → They're... /They are...(They are funny)
No es → It isn't... (It isn't a flamingo)	No son → They aren't... (They aren't funny)
¿Es...? → Is it...? (Is it a flamingo?)	¿Son...? → Are they...? (Are they funny?)
<input checked="" type="checkbox"/> Yes, it is → Sí, lo es	<input checked="" type="checkbox"/> Yes, they are → Sí, lo son.
<input checked="" type="checkbox"/> No, it isn't → No, no lo es	<input checked="" type="checkbox"/> No, they aren't → No, no lo son.

- **Activity book page forty – four(44) : exercise one**
LISTENING , exercises one



WRITTEN PART

- **Activity book page forty – four(44) : exercises two and three**

2nd LESSON (2^a SESIÓN)

CLASS BOOK PAGE FIFTY – FIVE (55): REPTILES

READ AND LISTEN

- **TE RECUERDO QUE ESTE EJERCICIO SE PUEDE HACER CON MÓVIL, TABLET U ORDENADOR.**
- **PINCHAS SOBRE LA FLECHITA NEGRA**
- **CONSISTE EN ESCUCHAR EL TEXTO DE LA PÁGINA 55 DEL CLASS BOOK.**
- **CLASS BOOK PAGE FIFTY – FIVE (55): EXERCISE 1 AND 3**

LESSON 7

LISTENING EXERCISE 2



WRITTEN PART

WRITE THE DATE AND THE TITLE REPTILES(escibe la fecha y el título)

COPY NEXT WORDS AND ITS SPANISH MEANING

(Después copia las palabras siguientes y su significado en español)

REPTILES

Reptiles are a group of animals. You can see some reptiles in the photos.

Reptiles haven't got wings. Some reptiles haven't got legs. Some reptiles have got four legs. Reptiles haven't got ears. They've got ear holes. Reptiles aren't furry. They've got scales. The scales on this snake are green. The scales on a tortoise make a shell.

Reptiles are cold-blooded. They can't move fast when they're cold. They need energy from the sun. This iguana is sitting in the sun. Reptiles are lively when they're warm.

agujero del oído
ear hole

caparazón, concha
shell

ESCAMAS
scales

poner huevos
lay eggs

lay eggs
This turtle is laying eggs on the beach.

- **Activity book page forty - four(44) : exercises one ,two and three**

VOLUNTARIO /CONSOLIDACIÓN

Watch de video and write the names of the animals that you can see (you can pause the video while you write).

